



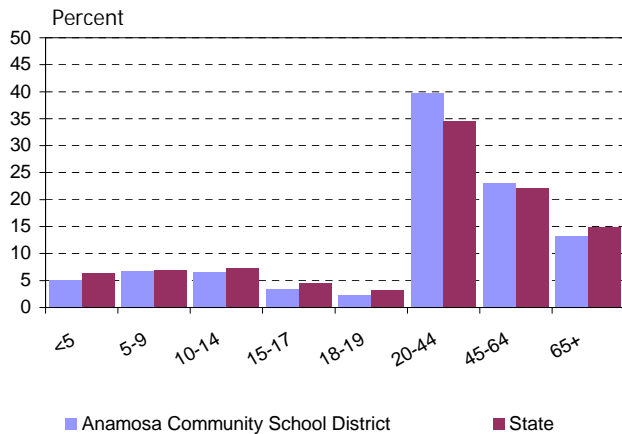
Anamosa Community School District Profile

Population Profile

AGE

Of the 8,968 persons in the Anamosa Community School District, 5 percent were under the age of 5 in 2000, 17 percent were 5 to 17 years of age, 40 percent were 20 to 44, and 13 percent were 65 years or older. The percentages statewide were 6, 19, 35, and 15, respectively (Figure 1).

Figure 1. Population by Selected Age Groups, 2000

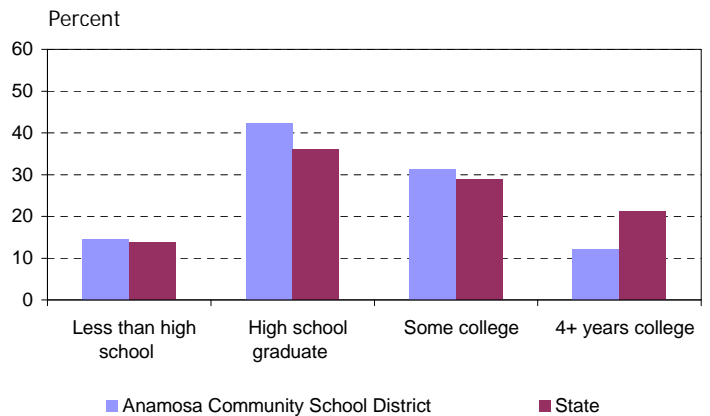


Source: Census 2000, Summary File 1, US Bureau of the Census

EDUCATIONAL ATTAINMENT

Educational levels of an adult population are measured by the educational attainment of residents after their education is largely complete (25 years of age or older). In 2000, 43 percent of adults in the Anamosa Community School District had at least some post-secondary education compared to 50 percent statewide (Figure 2).

Figure 2. Educational Attainment of Persons 25 Years or Older, 2000



Source: <http://nces.ed.gov/surveys/sdds/downloadmain.asp>

RACE AND HISPANIC ORIGIN

Whites accounted for 94 percent of the population in the Anamosa Community School District in 2000, compared to 94 percent statewide (Table 1). NOTE: the census bureau defines Hispanics as an ethnicity not as a race.

Table 1. Population by Race* and Hispanic Origin, 2000

Population by Race*/Hispanic Origin	Anamosa Community School District		State
	Number	Percent	Percent
Total Population	8,968	100.0	100.0
White	8,418	93.9	93.9
Black/African American	341	3.8	2.1
American Indian	41	0.5	0.3
Asian/Pacific Islander	35	0.4	1.3
Other race or multiple races	133	1.5	2.4
Hispanic origin (of any race)	135	1.5	2.8

* Includes only those of 1 race

Source: Census 2000, Summary File 1, US Bureau of the Census



RELIGIOUS AFFILIATION

Members of the Catholic Church accounted for more than 4 of every 10 religious adherents in Jones County in 2000. The Evangelical Lutheran Church and the United Methodist Church were the only other affiliations to account for more than 10 percent of the county's adherents. According to the Glenmary Research Center, religious adherents include all members of a church including full members, their children and the estimated number of other participants not considered members.

Source: Glenmary Research Center, 2000

Employment Profile

Of the district's 1,505 workers 16 years or older with children in 2000, 18 percent were employed in the educational, health and social services sector, 17 in the manufacturing sector, and 3 percent in agriculture. In terms of occupations, 28 workers were in management, professional, and related occupations, 15 were in production, transportation, and moving occupations and 26 percent were in sales and office occupations.

With regards to commuting time and work schedules, 27 percent of the workers with children had a travel time to work of less than 10 minutes. Another 14 percent traveled 10 to 19 minutes, and 14 percent had a 20 to 29 minute commute to work. At least 73 percent of the workers left for work between the hours of 5:00 and 7:59 am, 3 percent left between 4:00 and 11:59 pm.

Source: <http://nces.ed.gov/surveys/sdds/downloadmain.asp>

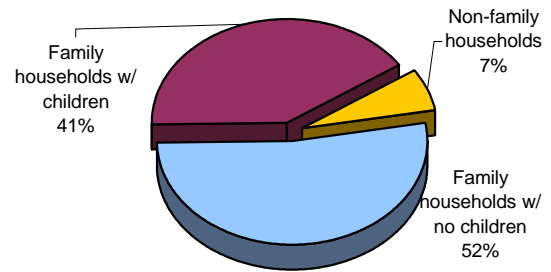
Household & Family Profile

HOUSEHOLD TYPE

There were 2,327 households in the Anamosa Community School District in 2000. The vast majority were family households meaning they had 2 or more persons related by blood, marriage or adoption. The remaining were non-family households made up of single persons or 2 or more non-related persons. Among all households, 41 percent had children under the age of 18 present* (Figure 3).

* Includes biological or adopted children only.

Figure 3. Percent of Households by Type, 2000

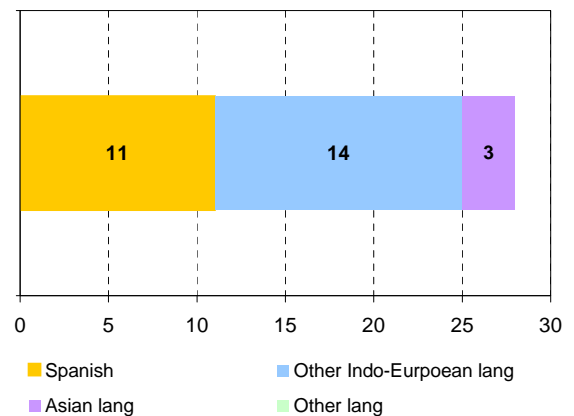


Source: Census 2000, Summary File 1, US Bureau of the Census

LINGUISTIC ISOLATION

A total of 28 households in Jones County were defined as linguistically isolated in 2000 (Figure 4). A linguistically isolated household is a household in which all members 14 years or older speak a non-English language and also have difficulty with English.

Figure 4. Number of Linguistically Isolated Households by Household Language, 2000



Source: Census 2000, Summary File 3, US Bureau of the Census

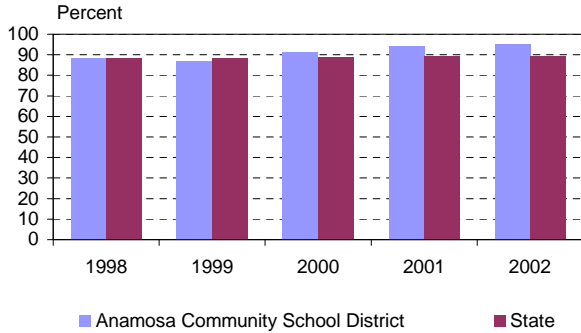
Living Arrangement of Children Profile

FAMILY TYPE

While the majority of the 1,799 children under 18 years of age* in the Anamosa Community School District in 2000 resided in a two-parent family, 396 (22 percent) lived in a family headed by a single parent (Figure 5).



Figure 7. High School Graduation Rates

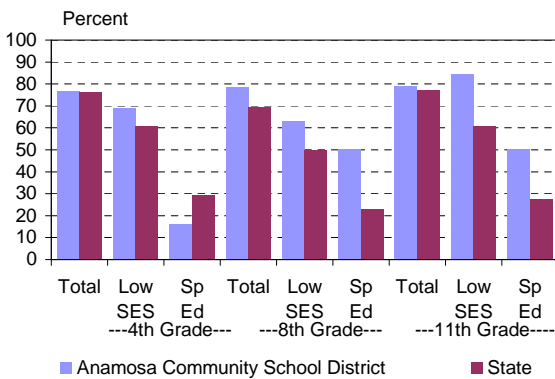


Source: www.iowaschoolprofiles.com

STUDENT PROFICIENCIES

Proficiencies are measured in both reading (Figure 8) and math (Figure 9) at grades 4, 8, and 11. Detailed definitions of standards are available at www.iowaschoolprofiles.com.

Figure 8. Percent Student Proficient—Reading, 2002/03–2003/04



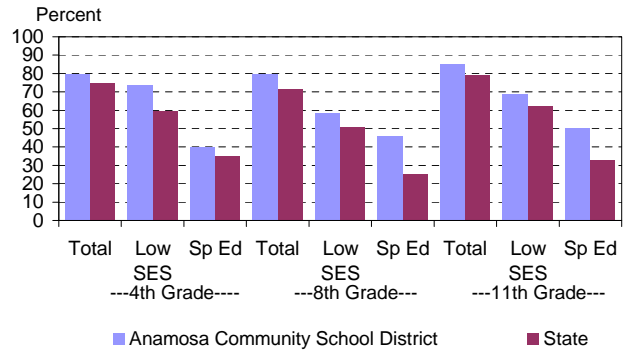
Source: www.iowaschoolprofiles.com

Profile prepared by:
Margaret Hanson & Georgeanne Artz
Office of Social and Economic Trend Analysis
(SETA)
Iowa State University

Support for SETA provided by Iowa State University, the Agriculture Experiment Station, ISU Extension to Communities, College of Agriculture, Departments of Economics and Sociology.

School District Profile project funded by the Parent Information Resource Center

Figure 9. Percent Student Proficient—Math, 2002/03–2003/04

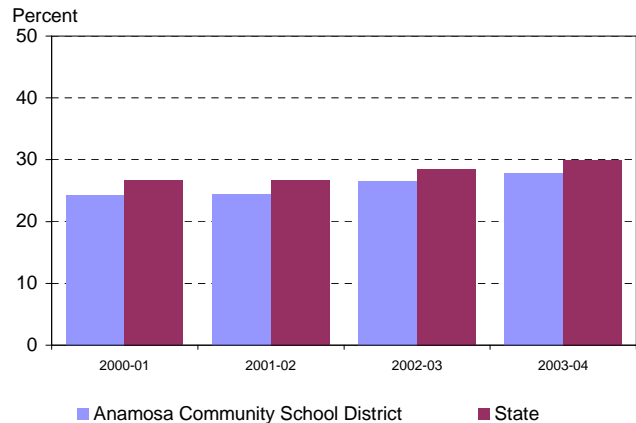


Source: www.iowaschoolprofiles.com

FREE AND REDUCED-PRICE SCHOOL MEALS

In the Anamosa Community School District, 28 percent of the K-12 students in 2003-2004 school year were eligible for free or reduced-price school meals compared to 30 percent statewide (Figure 10).

Table 10. Percent of Students Eligible for Free or Reduced-Price School Meals



Source: <http://www.state.ia.us/educate/fis/pre/eddata/index.html>

The U.S. Department of Agriculture (USDA) prohibits discrimination in all its programs and activities on the basis of race, color, national origin, gender, religion, age, disability, political beliefs, sexual orientation, and marital or family status. (Not all prohibited bases apply to all programs.) Many materials can be made available in alternative formats for ADA clients. To file a complaint of discrimination, write USDA, Office of Civil Rights, Room 326-W, Whitten Building, 14th and Independence Avenue, SW, Washington, DC 20250-9410 or call 202-720-5964. Issued in furtherance of Cooperative Extension work, Acts of May 8 and June 30, 1914, in cooperation with the U.S. Department of Agriculture. Stanley R. Johnson, director, Cooperative Extension Service, Iowa State University of Science and Technology, Ames, Iowa.

